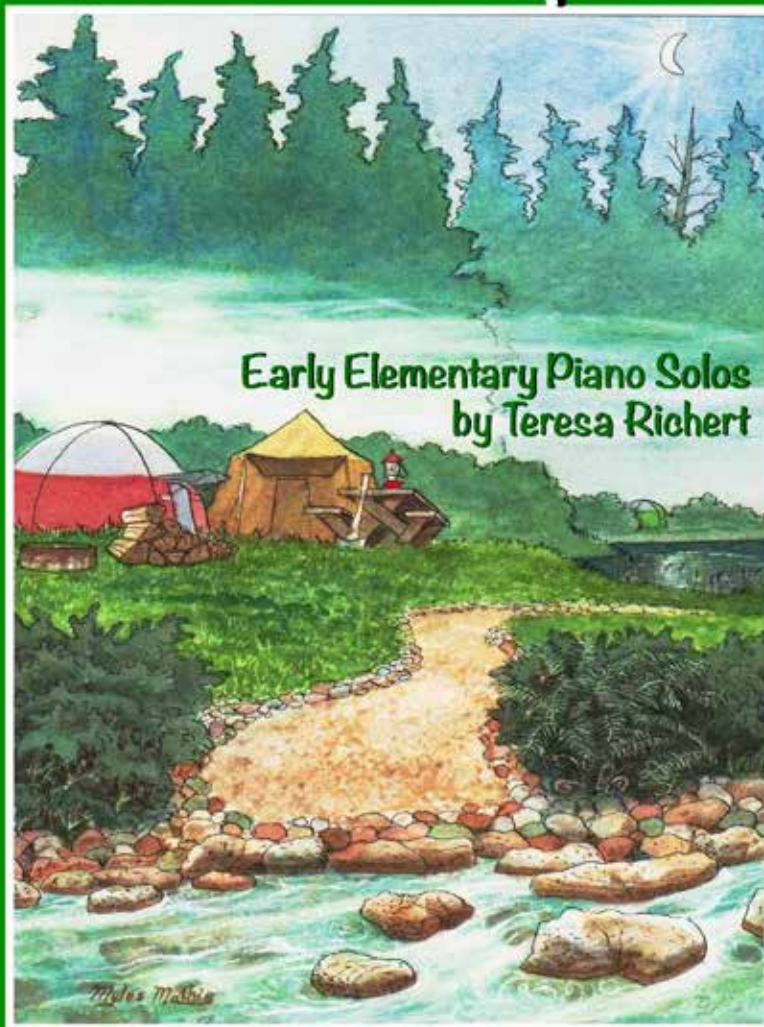


Off to Camp!



© Copyright 2016 by Teresa Richert

All Rights Reserved

ISMN:979-0-9001444-5-4

Off to Camp!

One of my favorite activities as a child and one I still enjoy to this day is camping in the woods. Hiking through trails and observing all that nature has to offer during the day and gazing at the moon or the stars at night by the campfire are experiences I will cherish forever. I hope you enjoy this nature-inspired collection.

Art by Myles Mathis

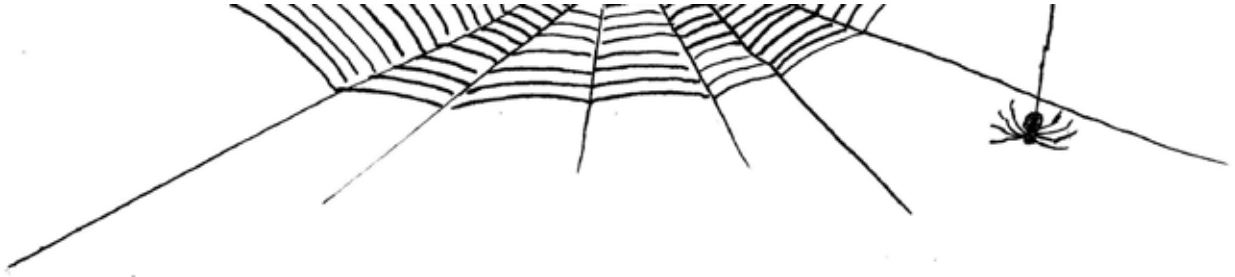
Myles Mathis is a self-taught artist who lives in Mission, B.C. Although he has worked in various mediums since childhood, he has focused mainly on watercolours since 1996. His watercolours, which have been exhibited in numerous art shows throughout the Fraser Valley, feature a wide scope of subject material including landscapes, seascapes, animals, and human interest. He has received several awards for his art including B.C. Wildlife Artist of the Year for 2009. He is currently a member of the Mission Arts Council and has been a member of the Mission Arts Association and the Fraser Valley Watermedia Society in Abbotsford.

Many thanks to Myles for painting the cover and drawing the sketches for this collection.

Teresa Richert

Contents

Spider Webs	4
Don' t Pick the Mushrooms!	5
Bull Frog	6
Campfire Stories	8
Middle Part for Campfire Stories	9
Starry Night	10
Banana Slugs	11
Hopping Rocks	12
Sword Ferns	14
Dancing Moon	16
Songbird	17
Enormous Tree	18
Tall as a Tree	19
Rickety Bridge	20
Little Robin	21
At the Pond	22
Teacher Notes	24



Spider Webs

Teresa Richert

Lively

mf ³

 The first system of the musical score is written for piano in 4/4 time. It consists of two staves: a treble clef staff and a bass clef staff. The treble staff contains a melody with a triplet of eighth notes in the first measure. The lyrics are: "As the lead - er on the trail, I'm the first to see." The bass staff provides a simple accompaniment with quarter notes and rests.

Teacher Duet (Student plays an octave higher than written)

Lively

The Teacher Duet section is written in 4/4 time. It features two parts: a Right Hand (R.H.) part and a Left Hand (L.H.) part. The R.H. part consists of a series of chords, each with a grace note. The L.H. part consists of a simple bass line with quarter notes.



Don't Pick the Mushrooms!

Teresa Richert

Moderately

5

p White, pink and red ones, yel - low and blue,

5

black ones, or - ange ones but *mf* not for you!

1

Bull Frog

Teresa Richert

Happily

mp What's that mov-ing on the ground? Now it's still. What have I found?

5 ** tip toe in*

mf Get - ting clos - er, I can see. *f* It's a gi - ant bull frog!

6

p

10

* knock or tap lightly on the piano

Teacher Duet (Play an octave lower. Student plays as written)

Happily

R.H. *mp*

L.H. *p*

8

pp



Campfire Stories

Mysteriously

Teresa Richert

3

mp Late at night,
Watch the flames,

'round the fire,
they all dance,

I can feel my heart - beat.
ev - en af - ter mid - night.

3

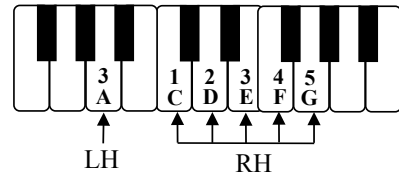
Teacher Duet (Student plays an octave higher)

Mysteriously

pp

Middle Part for Campfire Stories

Compose a melody using these keys and the rhythm below to create a middle part for Campfire Stories. Add your own dynamics.



3

Camp - fire stor - ies, lis - ten if you dare!

3

10



Starry Night

Play an octave higher than written, 2 octaves higher on repeat

Teresa Richert

Dreamy

1

4 *optional: hold the right pedal down throughout*

5



Banana Slugs

Teresa Richert

Smoothly

2

p Yel - low slugs are not de - li - cious. Don't be - lieve their name.

3

Teacher Duet (Play an octave higher. Student plays as written.)

pp L.H.

Hopping Rocks

Teresa Richert

Happily

Musical notation for measures 1-4. The piece is in 4/4 time. The first measure has a piano (*mp*) dynamic. The right hand (RH) has a whole rest, while the left hand (LH) plays a quarter note G4, a quarter rest, a quarter note A4, and a quarter rest. In measure 2, the RH has a dotted quarter note G5 (fingered 5), a quarter rest, a dotted quarter note A4, and a quarter rest. The LH has a whole rest. In measure 3, the RH has quarter notes G5, A5, B5, and A5. The LH has a whole rest. In measure 4, the RH has a whole rest, and the LH has a quarter note G4, a quarter rest, a quarter note A4, and a quarter rest. A first ending bracket is under the first measure.

Musical notation for measures 5-8. The piece is in 4/4 time. The first measure has a mezzo-forte (*mf*) dynamic. The RH has a quarter note G5, a quarter rest, a quarter note A5, and a quarter rest. The LH has a whole rest. In measure 2, the RH has a dotted quarter note G5, a quarter rest, a dotted quarter note A5, and a quarter rest. The LH has a quarter note G4, a quarter rest, a quarter note A4, and a quarter rest. In measure 3, the RH has quarter notes G5, A5, B5, and A5. The LH has a whole rest. In measure 4, the RH has a whole note G5. The LH has a whole rest.

Musical notation for measures 9-12. The piece is in 4/4 time. The first measure has a piano (*p*) dynamic. The RH has a whole rest. The LH has quarter notes G4, A4, B4, and A4. In measure 2, the RH has a whole rest. The LH has a quarter note G4, a quarter rest, a quarter note A4, and a quarter rest. In measure 3, the RH has a whole rest. The LH has a quarter note G4, a quarter rest, a quarter note A4, and a quarter rest. In measure 4, the RH has two whole notes G5 and A5. The LH has a whole rest.

Teacher Duet (Student plays an octave higher)

Musical notation for the Teacher Duet section. The piece is in 4/4 time. The first measure has a piano (*p*) dynamic and is marked *legato*. The right hand (R.H.) has a quarter note G5 (fingered 4), a quarter note A5, a quarter note B5, and a quarter note A5. The left hand (L.H.) has a quarter note G4, a quarter note A4, a quarter note B4, and a quarter note A4. In measure 2, the R.H. has a quarter note G5, a quarter note A5, a quarter note B5, and a quarter note A5. The L.H. has a quarter note G4, a quarter note A4, a quarter note B4, and a quarter note A4. In measure 3, the R.H. has a quarter note G5, a quarter rest, a quarter note A5, and a quarter rest. The L.H. has a quarter note G4, a quarter rest, a quarter note A4, and a quarter rest. In measure 4, the R.H. has a whole note G5. The L.H. has a quarter note G4, a quarter note A4, a quarter note B4, and a quarter note A4. In measure 5, the R.H. has a quarter note G5 (fingered 4), a quarter note A5, a quarter note B5, and a quarter note A5. The L.H. has a quarter note G4, a quarter note A4, a quarter note B4, and a quarter note A4. In measure 6, the R.H. has a quarter note G5, a quarter note A5, a quarter note B5, and a quarter note A5. The L.H. has a quarter note G4, a quarter note A4, a quarter note B4, and a quarter note A4. In measure 7, the R.H. has a quarter note G5, a quarter rest, a quarter note A5, and a quarter rest. The L.H. has a quarter note G4, a quarter rest, a quarter note A4, and a quarter rest. In measure 8, the R.H. has a quarter note G5, a quarter note A5, a quarter note B5, and a quarter note A5. The L.H. has a quarter note G4, a quarter note A4, a quarter note B4, and a quarter note A4. A first ending bracket is under the first measure.



Sword Ferns

Teresa Richert

Brightly

1

mf You're a hear - ty - ev - er - green.

5


5

f Gran - dest fern I've ev - er seen. *mp* You're

Teacher Duet (Student plays an octave higher)

Brightly

mp *mf* *ped. simile*



Dancing Moon

Glowing Teresa Richert

mp


1

See the moon, shin - ing bright, dan - cing with the clouds to - night.

Teacher Duet (Play an octave higher. Student plays as written.)

p *legato*

Songbird



Both hands play 2 octaves higher than written

Teresa Richert

Sweetly

The first system of musical notation is in 4/4 time. The right hand (treble clef) has a whole rest in the first three measures and a whole note in the fourth measure. The left hand (bass clef) plays a steady eighth-note accompaniment: G4, A4, B4, C5 in the first measure; D5, E5, F5, G5 in the second; A5, B5, C6, D6 in the third; and E6, F6, G6, A6 in the fourth. A dynamic marking of *p* is placed below the first measure of the left hand.

1

optional: hold the right pedal down throughout

The second system of musical notation is in 4/4 time. The right hand (treble clef) has whole rests in the first and fourth measures, and eighth-note runs in the second and third measures. The left hand (bass clef) continues the eighth-note accompaniment from the first system. A dynamic marking of *mp* is placed below the first measure of the right hand. Fingerings are indicated: '5' under the first note of the left hand in the first measure, and '2' under the second note of the right hand in the second measure.

5

2



Enormous Tree

Teresa Richert

Grandly

mp Look way up to the sky. We could climb up ve - ry high.

4

3

Teacher Duet (Student plays an octave higher.)

Grandly

p

5

2

1

5

1

5

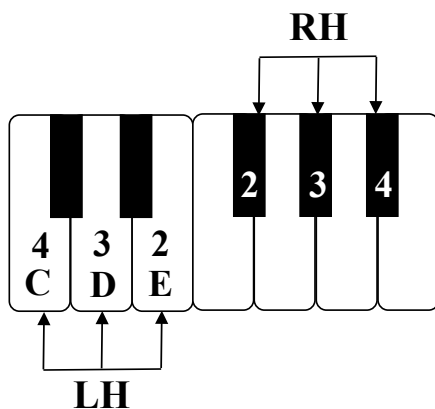
3

7

1

ped. simile

Tall as a Tree




Compose your own piece using these keys and the rhythm below.

Add a second verse if you like.



I wish that I were as tall as a tree. Im-



Rickety Bridge

Teresa Richert

Mysteriously

mp Rick - et - y bridge is sca - ry to cross. Most of it's rot - ten and

3

7

cov - ered in moss. One day soon it's go - ing to fall.

Detailed description: This is a musical score for a piano piece. It consists of two systems of music. The first system has six measures. The melody is in the treble clef, and the bass line is in the bass clef. The time signature is 3/4. The first measure has a whole rest in the treble and a quarter note in the bass. The second measure has a half note in the treble and a whole rest in the bass. The third measure has a quarter note in the treble and a whole rest in the bass. The fourth measure has a quarter note in the treble and a half note in the bass. The fifth measure has a quarter note in the treble and a whole rest in the bass. The sixth measure has a quarter note in the treble and a quarter note in the bass. The second system has six measures. The first measure has a whole rest in the treble and a quarter note in the bass. The second measure has a half note in the treble and a whole rest in the bass. The third measure has a quarter note in the treble and a whole rest in the bass. The fourth measure has a quarter note in the treble and a half note in the bass. The fifth measure has a quarter note in the treble and a whole rest in the bass. The sixth measure has a whole rest in the treble and a half note in the bass. There are fingerings '2' and '3' above the first and third notes of the first system, and '7' above the first note of the second system.



Little Robin

Sweetly

Teresa Richert

1 2


mp

Lit - tle rob - in red - breast lives in a nest.

5

pp

She has lit - tle chicks to feed. *mf* They like bugs the best!



At the Pond

Gracefully

Teresa Richert

1

p - mp

2
LH over

5

1

5

1.

2
LH over

2.

3
LH over

Off to Camp!

Notes for Teachers – Features of the Pieces

Spider Webs – middle C position with hands together at the end, quadruple meter, marked **Lively**, *fermata*, change of tempo (**Slower**), dynamic range *mf* – *f*, teacher duet.

Don't Pick the Mushrooms! – middle C position with hands together at the end, quadruple meter, marked **Moderately**, cluster, *staccato*, *8vb*, dynamic range *p* – *f*.

Bull Frog – middle C position, quadruple meter, marked **Happily**, *staccato*, slurs, dynamic range *p* – *f*, hand percussion, teacher duet.

Campfire Stories – middle C position with extension to treble A, quadruple meter, marked **Mysteriously**, repeat signs, first and second endings, dynamic range *mp* – *ff*, teacher duet.

Middle Part for Campfire Stories – opportunity to compose a melody to lyrics with a simple rhythm over a single-note LH accompaniment (middle C hand position).

Starry Night – middle C position with hands together at the end, triple meter, marked **Dreamy**, cluster, octave displacements, optional damper pedal, dynamic range *pp* – *mp*.

Banana Slugs – middle C position with extension to treble B, quadruple meter, marked **Smoothly**, *crescendo*, dynamic range *pp* – *f*, teacher duet.

Hopping Rocks – middle C position with extension to treble C (LH crossover), quadruple meter, marked **Happily**, *staccato*, repeat sign, first and second endings, dynamic range *p* – *mf*, teacher duet.

Sword Ferns – middle C position with hands together near the end, triple meter, marked **Brightly**, dynamic range *mp* – *f*, teacher duet.

Dancing Moon – C position, quadruple meter, marked **Glowing**, dynamic range *p* – *mf*, *diminuendo*, teacher duet.

Songbird – middle C and C position, quadruple meter, marked **Sweetly**, *fermata*, dynamic range *pp* to *mf*, optional pedal held throughout, octave displacements, tempo change (**Slower**).

Enormous Tree – middle C and C position, quadruple meter, marked **Grandly**, *crescendo*, tempo change (**Slower**), dynamic range *mp* to *f*, teacher duet.

Tall as a Tree – opportunity to compose a melody to lyrics with a simple rhythm using the whole tone scale, triple meter.

Rickety Bridge – middle C with RH extension to treble B and C position, triple meter, marked **Mysteriously**, *fermata*, damper pedal held, *crescendo*, dynamic range *pp* – *ff*.

Little Robin – C position with extension to treble C, quadruple meter, marked **Sweetly**, *ritardando*, dynamic range *pp* – *f*, *crescendo* and *diminuendo*.

At the Pond – C position with extension to treble C, quadruple meter, marked **Gracefully**, crossovers, cluster, *fermata*, *ritardando*, dynamic range *pp* to *mf*, *crescendo* and *diminuendo*, repeat signs with first and second endings, *8va*, damper pedal.